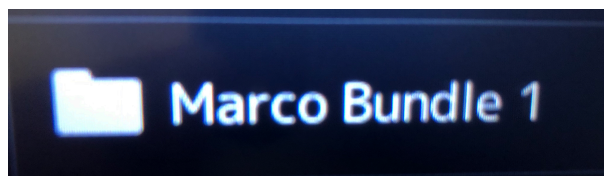


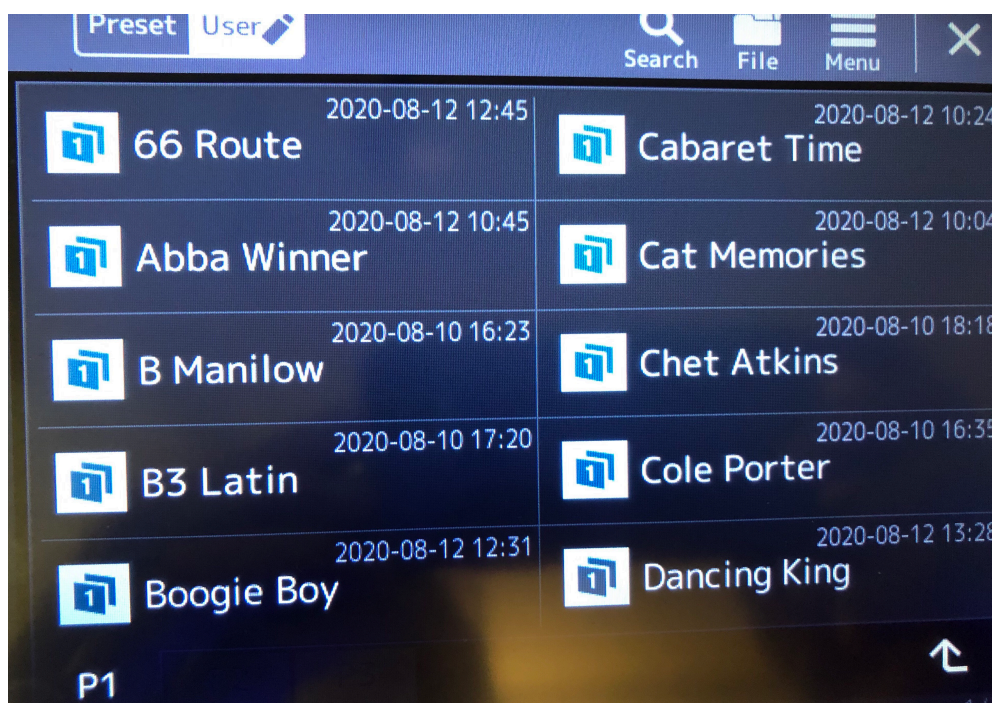
Marco's Signature Sounds for Yamaha Products

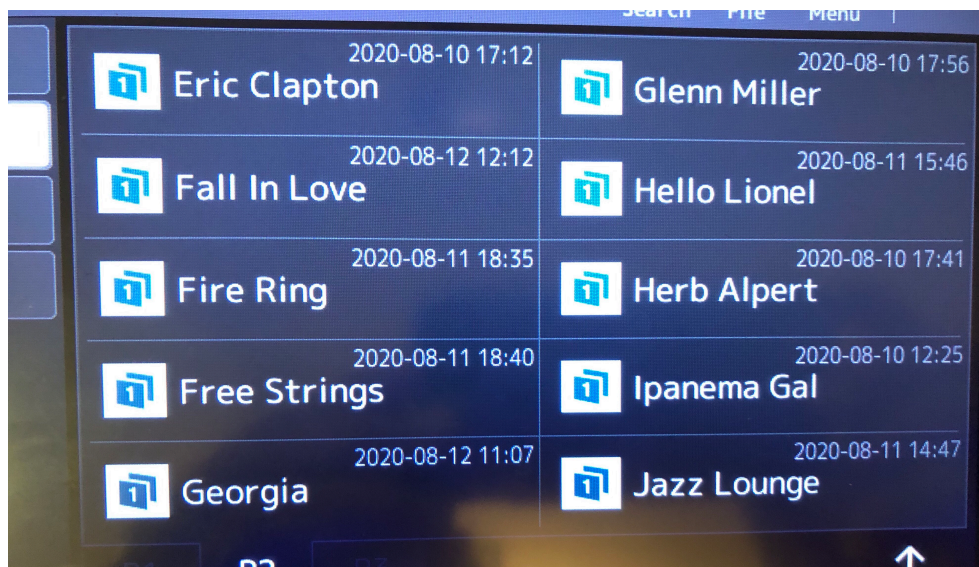
Genos, Tyros 4 & 5 and Clavinova Digital Pianos

1. Insert your new USB into your instrument.
2. Select a new registration. You will see these two items.



3. Select "SIGNATURE SOUNDS". You will see 3 pages of registrations.





4. Make a choice of one of the 30 Sounds.
5. Press Preset 1 and play a chord. You will hear a custom intro and style.
6. Use Presets 2 thru 8 to change the voicing.
7. When song is completed, be on Preset 8 and push the highest number Ending that is available on that registration.
8. Pick another song and repeat steps 5 through 7.

Hope you enjoy these awesome 30 styles - 240 Presets!

Marco Mendez

